



2011 FISON CONFERENCE PROCEEDINGS

Dr. S. U. Ibrahim

Scanned with CamScanner

532/570

ISBN: 994-436-15323-21

Proceedings

of the

26th Annual Conference

of the

Fisheries Society of Nigeria (FISON)

Federal University of Technology, Minna

28th November - 2nd December, 2011

Tagged:

"Niger 2011"

Edited By:

- Prof. R. J. Kolo
- Dr. A. M. Orire

National Institute for Freshwater Fisheries Research (NIFFR)

Published by:

Fisheries Society of Nigeria
Niger State Chapter
2012

Printed & Bound by:
THE ROCK PRINTERS
08055923116, 08039717276

Dr. S. U. Ibrahim

Scanned with CamScanner

533/570

TABLE OF CONTENTS

LOCAL CHAIRMAN'S SPEECH.....	vii
AN ADDRESS DELIVERED BY DR. ABBA Y. ABDULLAH, PRESIDENT, FISHERIES SOCIETY OF NIGERIA AT THE OPENING CEREMONY FOR THE 26 TH ANNUAL CONFERENCE HOLDING ON THE 29 TH OF NOVEMBER, 2011 AT THE FEDERAL UNIVERSITY OF TECHNOLOGY, MINNA, NIGER STATE.....	viii
WELCOME ADDRESS BY THE VICE-CHANCELLOR, FEDERAL UNIVERSITY OF TECHNOLOGY, MINNA AND THE HOST OF THE 26 TH ANNUAL CONFERENCE OF THE FISHERIES SOCIETY OF NIGERIA (FISON) PROF. MUHAMMED SALIHU AUDU (FFMAN).....	x
GENERAL IN FISH FARMING BEING.....	1
EFFECT OF TERMINALIA SUPARBA ON FECUNDITY AND LATENCY PERIOD OF CLARIAS GARIEPINUS BROODSTOCKS *Ikenweibe N. B, E. A. Balogun, Adewumi B. A, S. O Otubusin, M. O, Ozoje, and J. O Soaga, N.A. Bamidele and Adeoye, A. A.	5
DESIGN AND CONSTRUCTION OF MICROCONTROLLER-BASED AUTOMATIC FISH FEEDING DEVICE I.E. N. Onwuka, 2Achonu O. Adejo and Ibrahim U. Joseph.....	11
MICROBIAL LOAD ON THE AFRICAN CATFISH (CLARIAS GARIEPINUS) SOLD IN MAKURDI METROPOLIS: A CASE STUDY OF SELECTED MARKETS *Ayuba, V.O. Onah, E. and Ataguba, G.A.....	16
FISH: THE HEALTHY FRIENDLY SPECIES Okunade Olumide A.....	25
AFATOXIN LEVELS IN FISH FEEDS IN ABEOKUTA, OGUN STATE, NIGERIA *AKINYEMI, A. A.; ADEJOLA, A. Q.; OBASA, S. O. and MUNABAU, O. K.....	35
AQUACULTURE AND THE ENVIRONMENT *ATAGUBA, G.A. and OKOMODA, V.T.	39
THE CONCEPT OF ADOPTED VILLAGES AND AGRICULTURAL RESEARCH OUTREACH CENTRES - IMPLICATION FOR FISHERIES DEVELOPMENT IN NIGERIA - A REVIEW SANNI, A.O1, AYANDA, J.O1, ALHASSAN D.A3, ADEBAYO C. O2 and BAKO W.S3.....	48
ASSESSMENT OF SMOKE FISH PACKAGING IN DORON-BAGA METROPOLIS, BORNO STATE NIGERIA. ADAH, P. M.	54
ASSESSMENT OF THE ADOPTION OF AQUACULTURE TECHNOLOGIES IN NIGER STATE, NORTH CENTRAL NIGERIA. SANNI, A.O1, AYANDA, J.O1, ALHASSAN D.A3, ADEBAYO C. O2 and BAKO W.S3.....	59

Dr. S. U. Ibrahim

534/570



VITAMIN A REQUIREMENTS OF HIBIBROBRANCHIUS LONGIPILIS FINGERLINGS IBIYO L. M. O1. and D. H. OJO2	144
INCIDENCE OF PARASITIC INFESTATION ON THE SKIN AND GILLS OF CLARIAS GARIEPINUS (BURCHELL) REARED UNDER DIFFERENT CULTURE SYSTEMS Oladosu O. O., *Oladosu G. A. and **Hart A. I.	149
ISOLATION OF COCCIDIA OOCYST FROM CATFISH (<i>Clarias gariepinus</i>) RAISED IN PLASTIC TANKS IN SABON GARI LOCAL GOVERNMENT, KADUNA STATE, NIGERIA Ibrahim D. I.; 1 Saibu L.; 2 Onye S. J. 3 Kazeem H. M.; 4 Adah S. A.	146
ISSUES LIMITING THE EXPANSION OF BRACKISH WATER AQUACULTURE IN THE COASTAL AREAS OF NIGER DELTA. AKINROTIMI, O. A.	169
MICROBIAL OCCURENCE ON DIFFERENTLY PRESERVED TILAPIA FISH IN ABEOKUTA NORTH LOCAL GOVERNMENT, NIGERIA *JIMOH W.A.1., IYANDA S.A.2., BELLO B.K.2., ADEROLU Z.A.3.	179
ABUNDANCE, LENGTH - WEIGHT RELATIONSHIP AND FECUNDITY OF MACROBR ACHTUM VOLLENHOVENII AND CARIDINA AFRICANA AT ASEJIRE LAKE AND ERIN - IJESA WATERFALLS, NIGERIA. *ILT, Omoniyi 2F.B. Oyekanmi, and 1Y. Akegbejo-Samsons:	186
SOME ECOLOGICAL FACTORS OF THE TROPICAL FLOODPLAIN INFLUENCING THE BREEDING AND CONSERVATION OF GYMNARCHUS NILOTICUS (CUVIER 1829): A REVIEW. Oladosu O. O., *Oladosu G. A. and **Hart A. I.	193
ROLE OF FEED HANDLING IN FISH FARMS IN ABEOKUTA, OGUN STATE, NIGERIA AKINYEMI, A. A., ADEJOLA, A. Q., OBASA, S. O., ADEOYE, A. A., MUNABAU, O. K. and ODEBIYI, O. C.	201
POTENTIALS OF PROSOPIS AFRICANA FOR FISH-SMOKING IN LAKE CHAD BASIN: A REVIEW. USMAN H.M., ABDULAZEEZ K.A., and ABUBAKAR H.J.	206
GLOBAL WARMING: IMPLICATIONS ON FRESH WATER FISH. A REVIEW. BADMUS, O.; OBADIA, F.V. YACIM, S.E., LANIYI, A.L DAVOU, G.C.	210
THE SOCIO-ECONOMIC ANALYSIS OF SMALL SCALE FISH FARMERS IN LAGOS STATE FISH FARM ESTATE, IKORODU, NIGERIA *OLA OYE, O. J.; 2 ODEBIYI, O. C.; 3 OMOYINMI, G. A. K.; 4 AKINTAYO, I. A.; ZUDOLISA, R.E.K.; 2 EZERI, G.N.O. ; 2 HUNDEYIN-AGORO, O. C.	214
THE EFFECT OF LIGHT AND DARK EXPOSURE ON GROWTH RESPONSE OF <i>Clarias gariepinus</i> FINGERLINGS REARED IN GLASS AQUARIA. I.P. ASUWaju *, 1O.A.OWOYE, 2R.O.OJUTIKU, 2R.J. KOLO, 1T.A. MODU	223
UTILIZATION EFFECTS OF SUBSTITUTING MAIZE WITH GRADED LEVELS OF RIPE AND UNRIPE BANANA (<i>MUSA SAPIENTUM</i>) PEELS IN THE DIET OF AFRICAN CATFISH (<i>CLARIAS GARIEPINUS</i>) JUVENILES *I.M.O. Lawal, 1A.Z. Aderolu, 1R.R. Dosunmu, 1O.O. Aarode and 2R.O. Sanni	221

Dr. S. U. Ibrahim

Scanned with CamScanner

536/570

GRADED LEVEL INCLUSION OF MELON SHELL IN THE DIET OF HYBRID CATFISH (HETEROCLARIAS) AS ENERGY SOURCE Ojire A.M and Abubakar, S.	235
SENSORY EVALUATION OF FISH SPRING ROLL PRODUCED FROM TILAPIA AND CATFISH OKEREKE A.	243
SPATIAL MAPPING OF SHELLFISH MARKETING IN KURE ULTRA MODERN MARKET, MINNA, NIGER STATE, NIGERIA. Ibrahim S.U1 ADAMA B.S2, Yakubu U.P3 and Mohammed A4	247
SOCIO-ECONOMIC STATUS OF THE FISHER FOLK OF YUNA ADOPTED VILLAGE IN BORGU LOCAL GOVERNMENT AREA, NIGER STATE AHMED Y.B.	252
STOCK ASSESSMENT OF SHRIMPS AND PRAWN SPECIES OF THE LOWER BENUE AND NIGER RIVER, NIGERIA. R.G Okayi*, G.A. Ataguba, and F.U. Mbata	261
THE DEMAND ANALYSIS FOR FRESH FISH IN ABEOKUTA METROPOLIS OF OGUN STATE, NIGERIA 1*OLAJOYE, O. J.; 2ODEBIYI, O. C.; 3OMOYINMI, G. A. K.; 4AKINTAYO, I. A.; 2EZERI, G.N.O. ; 2SOREMEKUN, S.O.	266
THE NATURE OF FISHING COMMUNITY IN NIGERIA: A CASE STUDY OF ITOWOLO FISHING COMMUNITY LAGOS. Ebinwu, B. I., Okunade O. A and Ayaobu-Cookey, I. K.	274
THE STATUS OF SHRIMP (<i>Penaeus monodon</i>) AND PRAWN (<i>Macrobrachium vollenhovenii</i>) FARMING IN CROSS RIVER STATE, NIGERIA. Ayaobu-Cookey, I.K., *Anyanwu, P.E., Ikoyo-Ewefo, G., Ajijo, M.R and Asikhia, G.	282
THREATS TO FISH BIODIVERSITY CONSERVATION IN ECHARA RIVER, EBONYI- NIGERIA UDE, E. F.	289
THE INDUCTION OF TRIPLOIDY BY COLD SHOCK IN AFRICAN CATFISH CLARIAS GARIEPINUS BURCHELL 1822 W.A. Olaniyi and O. G. Omitogun	293
EFFECTS OF SYNTHETIC AND NON-SYNTHETIC HORMONES ON THE FECUNDITY OF CLARIAS GARIEPINUS. A REVIEW. YISA, T.A and AWOKU. D.T.	299
INDUCED BREEDING OF CLARIAS ANGUILLARIS WITH XENOPUS LAEVES (AFRICAN CLAWED FROG) CRUDE PITUITARY GLANDS. Teadu S.M., Yisa A.T. and Etuh S.P.	303
THE ROLE OF BIOTECHNOLOGY IN AQUACULTURAL DEVELOPMENT IN NIGERIA By Tibiri O. H. and Olele, N. F.	308

Dr. S.U. Ibrahim

SPATIAL MAPPING OF SHELLFISH MARKETING IN KURE ULTRA MODERN MARKET, MINNA, NIGER STATE, NIGERIA.

Ibrahim S.U¹ ADAMA B.S², Yakubu U.P³
and
Mohammed A⁴

^{1,2,4}Dept of Water Resources, Aquaculture and Fisheries Technology,
³Centre for preliminary and extra mural studies, (biology unit)
Federal University of Technology, Minna, Niger State, Nigeria.
e-mail: isaratu@ymail.com

ABSTRACT

Geographic Information system and Remote Sensing in the field of marketing is used in this study to open up a wide range of its possible applications as the study assessed shellfish marketing in Kure Ultra Modern Market Minna Niger State. The aim was to develop a database of various shellfish product on sale at the market. The demographic profile, socio-economic characteristics of the marketers and problem associated with the marketing, 100 questionnaires were administered the analytical tool used were frequency distribution, tables, percentages and cost-benefit ratio. Returns from the interview and questionnaire were used to verify the result which depicts that both male and female were engaged in the business with female forming the majority group (55%) and 45% men. Marketing of the shellfish was profitable which was attributed to realization of the significant of shellfish over meat. The high profit was recorded in raining season (70%) while dry season sales were 30%. Species of shellfish marketed were crayfish, prawn, cockles, snail, shrimps and crabs. The study also shows that the shellfishes mostly sold are in fresh form (85%) while 15% are in dry form. Daily sales ranges from N1000-N5000, majority of the respondents (75%) patronize low-cost transportation means between N500-N1000. In every year there must be a problem; most of the problem encountered by the respondents were lack of constant supply from the landing site which is mostly marine environment, inadequate storage facility, poor transportation, high tax charges and theft; all this attribute data and the co-ordinate of the selling point at the market were put into ArcGIS environment. Base on the findings, recommendations were profiled to the government and database kept for references.

Keyword: Geographic Information System, Remote Sensing, Attribute Data, Co-Ordinate Point Database, Marketing, Distributing Channels, Cost and returns profit.

INTRODUCTION

For most regions of the World, the geographical locations, population of the people and availability of products plays the most decisive role in marketing and consumption habits of the people. For example people living in the coastal areas (i.e. those in East and South) have access to and preference for marine shellfish than those living in North and West where there is large resources of fresh water fishes. Despite that people from the coastal areas who resident in Minna, Niger State quest for these marine shellfish, the only way to access these products is through marketing. Hence, increase in the price of marine shellfish and it products prompted the researcher to indentified their selling point and to map them using Remote Sensing and Geographical Information System.

Material & Method

Minna is the headquarter of Niger State, it is located on the longitude 6° 30'E-6°40'E and latitude 9°30'N-9° 35'N the population of Minna is about 201,429 with 105m males and 95,626 females (NRC 1991). Kure Ultra modern market is located beside Oduoyo quarters is the largest markets in Minna metropolis. Virtually it has different commodities, people came from different part of the country to market their products including fishes and other fishery products.

Dr. S.U. Ibrahim




Fig 1 satellite image of the study area

Data	Type	Year	Source
Topographic map	Hand copy	1997	Ministry of Land Town Planning, Minna
Landsat	Quickbird	1998	Ministry of Town and Planning, Minna
G.P.S	Garmin	1972	Ministry of Town and Planning, Minna

RESULT
Integrating Remote Sensing and Geographical Information System in Marine Shellfish Marketing
 The use of Remote Sensing and Geographical Information System in the field of marketing opens up wide range of possible application. Remote Sensing provides a valuable tool in the process of locating the selling point of marine shellfishes and its product in Kure Ultra Modern market (fig 2)


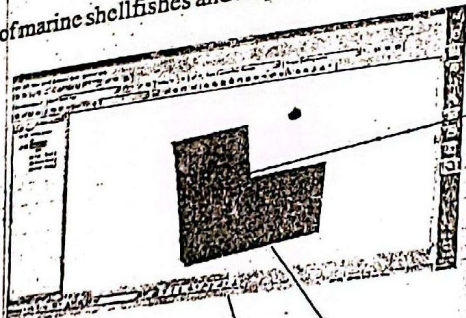


Plate 1: Picture showing snail sales point




Plate 2: Picture showing crayfish sales point




Plate 3: Picture showing a section of the market.

Dr. S. U. Ibrahim

Scanned with CamScanner
 539/570

Figure 2: Digitized map of the study area showing various selling points.

Table and Figure 4.1: Educational Qualification of the Respondents

Qualification	No. Of respondents	Percentage
Primary	3	15
Secondary	14	70
Tertiary	3	15
Total	20	100




Source: Researcher 2010

On the literacy level about 15% have primary school certificate, the same percentage said they have tertiary certificates (diploma, NCE°ree) and the majority of the respondents 70% said they only have secondary school certificates. This is an indication that education is important in marketing because it enhanced market performances in terms of record keeping, improved market strategies and efficient allocation of resources. This agrees with Olayemi (2004) who states that education added advantage in the adoption of modern marketing techniques and in performing marketing functions, with majority of females overtopping as marketers.

Table and Figure 4.3: Duration in the shellfish business.

Duration (year)	No. Of respondents	Percentage
1 - 10	12	60
10 - 20	8	40
30 - 40	-	-
Total	20	100

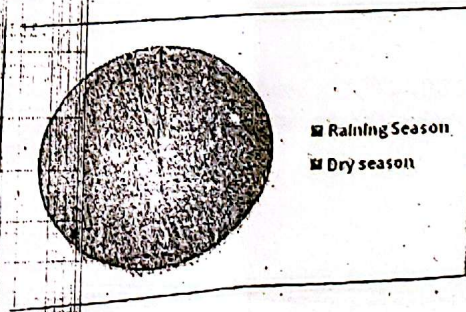


Source: Researcher 2010

Table and figure 4.3 shows that about 60% respondents have been in the business for the past ten years while 40% said that they were in it for almost twenty years though none of the respondents was involve in it for more than thirty years and above. This depicts that the business has been in existence for decades.

Table and Figure 4.4: Peak sales season of shell fish

Period of profit	No. Of respondents	Percentage (%)
Raining season	14	70
Dry season	6	30
Total	20	100



Source: Researcher 2010

Dr. S. U. Ibrahim

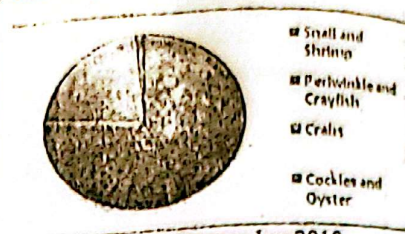
Scanned with CamScanner

540/570

Closely connected duration in marketing is season, table 4.4 shows that rainy season has the highest profit as reported by the respondents, which accounted for 70% while 30% of respondent reports that the dry season sales record the lowest profit earn (figure 4.4). This could be attributed to its availability in raining season

Table 4.5 and Figure 4.5: Types of Species Marketed by the Respondents

Type of species	No. Of respondents	Percentage (%)
Snail and Shrimp	8	40
Periwinkle and Crayfish	6	30
Crabs	4	20
Cockles and Oyster	2	10
Total	20	100




Source: Researcher 2010

Table and figures 4.5 portrays that snail and shrimp remain the preponderance species marketed which accounted for 40% compared to the cockles and Oyster which is the least species (10%).

Table and Figure 4.6: Forms in which Shellfish are sold.

Forms of marketing shellfish	No. Of respondents	Percentage (%)
Fresh	17	85
Dried	3	15
Total	20	100

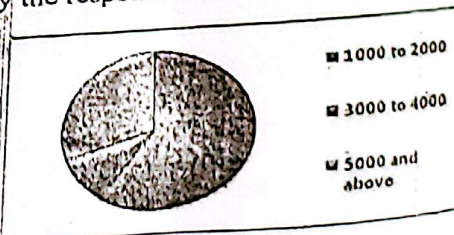


Source: researcher

The data in table & fig 4.6 reflects the sales of shellfish in various form, 85% of the total respondents sell fresh shellfish while 15% sells in dried form.

Table 4.7 and Figure 4.7: Total sells per day by the respondents


Sales per day	Frequency	Percentage (%)
1000 - 2000	12	60
3000 - 4000	2	10
5000 and above	6	30
Total	20	100



Source: researcher

The daily sales varies as shown in table & fig 4.7 above, majority sales between #1000 - 2000 (60%) the least sales being within #3000 - 4000 (10%), and 30% of the respondents said #5000 and above. This has indicated there is no day shellfish no marketed at the market,

Dr. S. U. Ibrahim



- Lack of enough money for transport
- Lack of constant supply
- Lack of good roads
- Lack of preservation facilities
- Theft
- Revenue collection
- Fire disaster

Source: Researcher

The Fig. above unveiled that most of the problems encountered by the respondent is lack of constant supply of goods and preservative facilities which accounted for 25% respectively this dominates other problems such as theft and fire disaster (5%), While 15% depicts that transportation was another problem faced due to perishable nature of shellfish, then followed by revenue collection 10%.

CONCLUSION

This study focused on the assessment of shellfish marketing with aid of remote sensing in there Ultra Modern Market Minna, Niger State. Therefore, the study pointed out the preferable period of marketing was rainy season, with much consumption of snail and shrimp. mostly require in fresh form. Constraints that mediate against the abundant of the shellfish species in the markets is poor storage and transportation affects the availability of the product and the cost.

REFERENCE

Abubakar, F.N (2009) Fish Marketing in Chanchaga Local Government Area of resources Aquaculture and Fisheries Technology Federal University of Technology Minna.

NC Division of Marie Fisheries (2010) (on line) Available in <http://www.ncfisheries.net>.

Microsoft Encarta (2009) Microsoft Co-operation.

Kelly E.J (1972) Marketing Planning and Competitive Strategy. Engle Wood dipsps: Prentice Hall.

Morder A.R (1991) Element of Marketing 2nd ed London. EIBS/DP Publication

F.A.O (2008) Consumption of Fish and Shellfish and the Regional Markets. Rome, FAO LARC/86/REP11, 12p.

Barnard C.S and Nizel J.S. Farm Planning and Control, 2nd ed (CUP P 1979).

EOSAT (1992) Landsat TM Classification International Georgia Wetlands in EOSAT Data User Notes, Vol. 7, No. 1, EOSAT Company, Lanham, MD.

Arc View 3.2a guide to GIS and Image Processing, Volume 1, Release 2. Pp. 17.

Dr. S. U. Ibrahim

Scanned with CamScanner

542/570